

High-Power Waveguide Junction Circulators

FEATURES:

- ❖ Low Cost, High Quality
- ❖ Compact Size
- ❖ High Performance
- ❖ Wide Operation Temperature Range
- ❖ Common Wireless Communication Frequency Bands in 0.5-40 GHz range

APPLICATIONS:

- ❖ Load isolation
- ❖ Receiver input VSWR
- ❖ Transmitter output VSWR



CWC Series

DESCRIPTION:

Cernex CWC series narrow band high power circulators cover the common wireless communication band in the frequency range of 0.5-40 GHz.

SPECIFICATIONS:

| Model No. | Frequency Range (GHz) | Band Width (MHz) | Insert Loss (dB Max) | Isolation (dB Min) | VSWR (Max) | Operating Temp. Range (°C) | Power | | Size L (mm) | Flange Type |
|--------------|-----------------------|------------------|----------------------|--------------------|------------|----------------------------|---------|---------|-------------|-------------|
| | | | | | | | PK (KW) | AVG (W) | | |
| CWCU8U9420J | 0.89-0.94 | 50 | 0.4 | 20 | 1.25 | -10~+55 | - | 30000 | 650 | FDP-9 |
| *CWC0101323J | 1.15-1.70 | 150 | 0.3 | 23 | 1.2 | -10~+55 | 400 | 4000 | 440 | FDP-14 |
| CWC0202420J | 2.40-2.50 | 100 | 0.4 | 20 | 1.25 | -10~+55 | - | 10000 | 200 | FD-22 |
| CWC0202420J | 2.40-2.50 | 100 | 0.4 | 20 | 1.25 | -10~+55 | - | 8000 | 180 | FD-26 |
| CWC0202318J | 2.72-2.84 | 120 | 0.3 | 18 | 1.30 | -10~+70 | 400 | 500 | 120 | FD-32 |
| *CWC0203225J | 2.80-3.10 | 10 | 0.2 | 25 | 1.12 | -10~+70 | 2600 | 3000 | 203 | FAE-32 |
| CWC0506420J | 5.90-6.40 | 500 | 0.4 | 20 | 1.25 | -10~+55 | - | 3000 | 90 | - |
| *CWC0709420J | 7.60-9.80 | 700 | 0.4 | 20 | 1.25 | -10~+70 | 270 | 270 | 58 | FB-84 |
| *CWC0810420J | 8.80-10.00 | 600 | 0.4 | 20 | 1.20 | -10~+70 | 150 | 150 | 54 | FB-100 |
| *CWC0810420J | 8.80-10.00 | 400 | 0.4 | 20 | 1.20 | -10~+70 | 125 | 125 | 42 | FB-100 |
| *CWC1417422J | 14.00-17.00 | 1000 | 0.4 | 22 | 1.20 | -10~+70 | 90 | 90 | 42 | FB-140 |
| *CWC2640420J | 26.50-40.00 | 1000 | 0.4 | 20 | 1.25 | -10~+70 | 10 | 10 | 20 | FB-320 |

OTHER FREQUENCIES ARE ALSO AVAILABLE.


*THE SPECIFICATIONS FOR THESE MODELS ARE ONLY FOR THE SPECIFIED FREQUENCY BW.

HOW TO ORDER:


Specify Model Number

CWC - LF HF L IS - XX ← To be specified by the factory


Low End Frequency




High End Frequency



Isolation



Insertion Loss



Example: To order a 0.5-40 GHz isolator with 0.3 dB maximum insertion loss and 20 dB minimum isolation and, specify CWC-0102320-XX.

CERNEX RESERVE THE RIGHT TO CHANGE THE SPECIFICATIONS WITHOUT NOTICE

