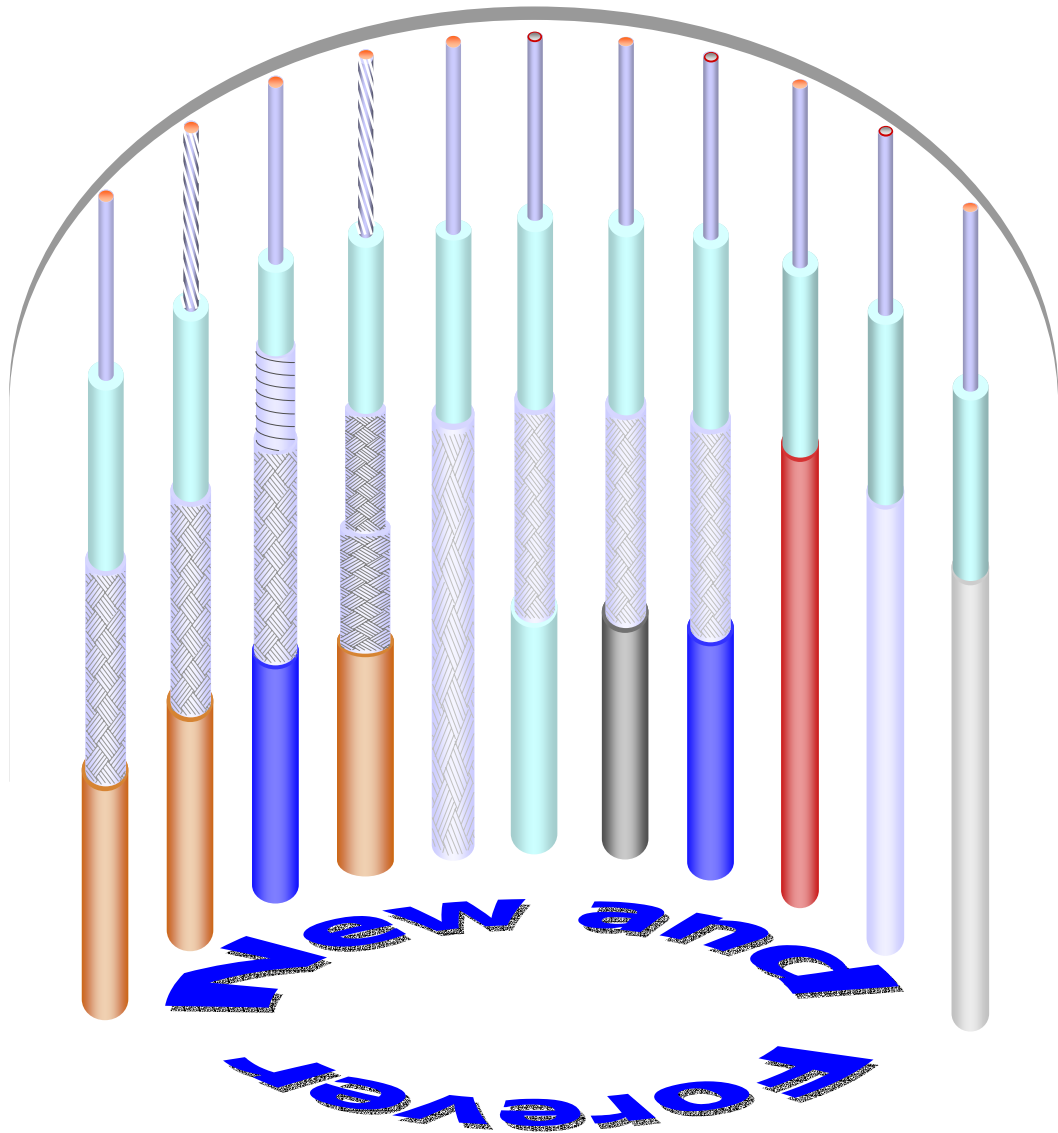


High Frequency Coaxial Cables



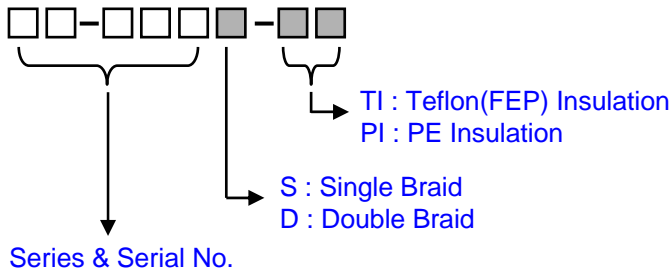
321-1, Songkok-ri, Hyangnam-myeon, Hwaseong-si,
Gyeonggi-do, 445-921, KOREA

Tel : 82.31.352.6671 Fax : 82.31.352.6674

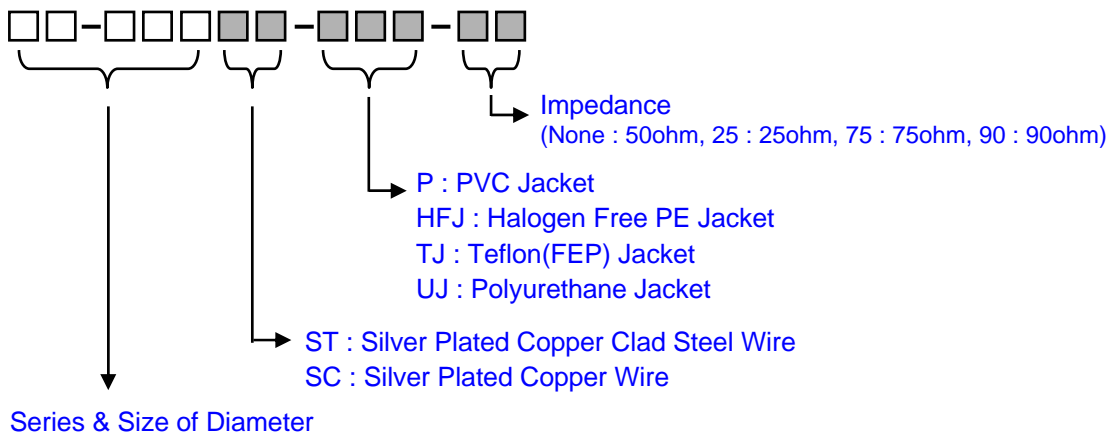
E-mail : naf@naftechnology.com URL : www.naftechnology.com

[INDEX]

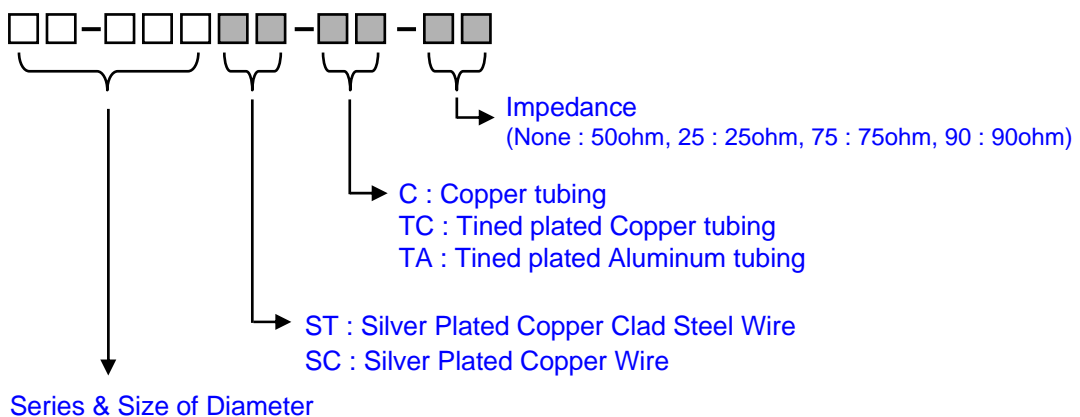
1. Flexible type



2. Semi-Flexible type



3. Semi-Rigid type



Flexible Coaxial Cables

1. RG-178
2. RG-180
3. RG-179S
4. RG-179D
5. RG-188
6. RG-316S
7. RG-316D
8. RG-400
9. RG-142
10. RG-303
11. RG-393
12. RG-405
13. RG-405-75
14. RG-402
15. RG-401
16. RG-043F
17. NRG-032-TI
18. RG-174



www.naftechnology.com



- ◆ Specification ----- meet to MIL-C-17/93-RG178
- ◆ Working voltage ----- Max. 750Vrms
- ◆ Operating temperature range ----- -55°C ~ 200°C

Construction

Item	Material	Diameter	Remark
Center conductor	SPCW	0.31mm (0.012inch)	Strand(7/0.102)
Dielectric	PTFE	0.84mm (0.033inch)	Solid
Braid	SPC	1.33mm (0.052inch)	95% Coverage
Jacket	FEP	1.80mm (0.071inch)	Light Brown

Electrical Data

Item	Specification	Remark
Operating frequency	Max. 3 GHz	
Dielectric resistance	Min. 1000 MΩ.km	at 20°C
Test voltage	2000 Vrms	1 min
Velocity of propagation	Nom. 69.5 %	
Capacitance	Max. 32 pF/ft	
Characteristic impedance	50 ± 2 Ω	
Approx. weight	8.4 kg/km	
Nom. Attenuation	9.7dB/100ft (0.32dB/m)	at 50MHz
	14.0dB/100ft (0.46dB/m)	at 100MHz
	20.2dB/100ft (0.66dB/m)	at 200MHz
	29.6dB/100ft (0.97dB/m)	at 400MHz
	33.6dB/100ft (1.10dB/m)	at 500MHz
	43.9dB/100ft (1.44dB/m)	at 800MHz
	50.0dB/100ft (1.64dB/m)	at 1GHz



- ◆ Specification ----- meet to MIL-C-17/95-RG180
- ◆ Continuous working voltage ----- Max. 1100Vrms
- ◆ Operating temperature range ----- -55°C ~ 200°C

Construction

Item	Material	Diameter	Remark
Center conductor	SPCW	0.31mm (0.012inch)	Strand(7/0.102)
Dielectric	PTFE	2.59mm (0.102inch)	Solid
Braid	SPC	3.05mm (0.120inch)	95% Coverage
Jacket	FEP	3.58mm (0.141inch)	Light Brown

Electrical Data

Item	Specification	Remark
Operating frequency	Max. 3 GHz	
Dielectric resistance	Min. 1000 MΩ.km	at 20°C
Test voltage	2000 Vrms	1 min
Velocity of propagation	Nom. 69.5 %	
Capacitance	Max. 17.4 pF/ft	
Characteristic impedance	95 ± 5 Ω	
Approx. weight	27.3 kg/km	
Nom. Attenuation	3.3dB/100ft (0.11dB/m)	at 10MHz
	4.6dB/100ft (0.15dB/m)	at 50MHz
	5.7dB/100ft (0.19dB/m)	at 100MHz
	10.7dB/100ft(0.35dB/m)	at 400MHz
	14.9dB/100ft(0.49dB/m)	at 700MHz
	15.9dB/100ft(0.52dB/m)	at 900MHz
	17.0dB/100ft(0.56dB/m)	at 1GHz




- ◆ Specification ----- meet to MIL-C-17/94-RG179
- ◆ Continuous working voltage ----- Max. 900Vrms
- ◆ Operating temperature range ----- -55°C ~ 200°C

Construction

Item	Material	Diameter	Remark
Center conductor	SPCW	0.31mm (0.012inch)	Strand(7/0.102)
Dielectric	PTFE	1.60mm (0.063inch)	Solid
Braid	SPC	2.00mm (0.079inch)	94% Coverage
Jacket	FEP	2.54mm (0.1inch)	Light Brown

Electrical Data

Item	Specification	Remark
Operating frequency	Max. 3 GHz	
Dielectric resistance	Min. 1000 MΩ.km	at 20°C
Test voltage	2000 Vrms	1 min
Velocity of propagation	Nom. 69.5 %	
Capacitance	Max. 23 pF/ft	
Characteristic impedance	75 ± 3 Ω	
Approx. weight	14.8 kg/km	
Nom. Attenuation	5.7dB/100ft (0.19dB/m)	at 50MHz
	8.2dB/100ft (0.27dB/m)	at 100MHz
	17.0dB/100ft (0.56dB/m)	at 400MHz
	19.1dB/100ft (0.63dB/m)	at 500MHz
	24.7dB/100ft (0.81dB/m)	at 800MHz
	26.3dB/100ft (0.86dB/m)	at 900MHz
	27.9dB/100ft (0.92dB/m)	at 1GHz



- ◆ Specification ----- meet to MIL-C-17/94-RG179
- ◆ Continuous working voltage ----- Max. 900Vrms
- ◆ Operating temperature range ----- -55°C ~ 200°C

Construction

Item	Material	Diameter	Remark
Center conductor	SPCW	0.31mm (0.012inch)	Strand(7/0.102)
Dielectric	PTFE	1.60mm (0.063inch)	Solid
Inner Braid	SPC	2.00mm (0.079inch)	94% Coverage
Outer Braid	SPC	2.50mm (0.098inch)	95% Coverage
Jacket	FEP	3.00mm (0.12inch)	Light Brown

Electrical Data

Item	Specification	Remark
Operating frequency	Max. 3 GHz	
Dielectric resistance	Min. 1000 MΩ.km	at 20°C
Test voltage	2000 Vrms	1 min
Velocity of propagation	Nom. 69.5 %	
Capacitance	Max. 23 pF/ft	
Characteristic impedance	75 ± 3 Ω	
Approx. weight	22.8 kg/km	
Nom. Attenuation	5.7dB/100ft (0.19dB/m)	at 50MHz
	8.2dB/100ft (0.27dB/m)	at 100MHz
	19.1dB/100ft (0.63dB/m)	at 500MHz
	21.1dB/100ft (0.69dB/m)	at 600MHz
	24.7dB/100ft (0.81dB/m)	at 800MHz
	27.9dB/100ft (0.92dB/m)	at 1GHz



- ◆ Specification ----- meet to MIL-C-17/113-RG188
- ◆ Continuous working voltage ----- Max. 900Vrms
- ◆ Operating temperature range ----- -55°C ~ 200°C

Construction

Item	Material	Diameter	Remark
Center conductor	SPCW	0.51mm (0.02inch)	Strand(7/0.17)
Dielectric	PTFE	1.52mm (0.06inch)	Solid
Braid	SPC	2.00mm (0.079inch)	95% Coverage
Jacket	FEP	2.50mm (0.098inch)	White

Electrical Data

Item	Specification	Remark
Operating frequency	Max. 3 GHz	
Dielectric resistance	Min. 1000 M Ω .km	at 20°C
Test voltage	2000 Vrms	1 min
Velocity of propagation	Nom. 69.5 %	
Capacitance	Max. 32 pF/ft	
Characteristic impedance	50 \pm 2 Ω	
Approx. weight	16.0 kg/km	
Nom. Attenuation	5.4dB/100ft (0.18dB/m)	at 50MHz
	7.7dB/100ft (0.25dB/m)	at 100MHz
	16.1dB/100ft (0.53dB/m)	at 400MHz
	18.1dB/100ft (0.59dB/m)	at 500MHz
	23.5dB/100ft (0.77dB/m)	at 800MHz
	25.0dB/100ft (0.82dB/m)	at 900MHz
	26.5dB/100ft (0.87dB/m)	at 1GHz




- ◆ Specification ----- meet to MIL-C-17/113-RG316
- ◆ Continuous working voltage ----- Max. 900Vrms
- ◆ Operating temperature range ----- -55°C ~ 200°C

Construction

Item	Material	Diameter	Remark
Center conductor	SPCW	0.51mm (0.02inch)	Strand(7/0.17)
Dielectric	PTFE	1.52mm (0.06inch)	Solid
Braid	SPC	2.00mm (0.079inch)	95% Coverage
Jacket	FEP	2.50mm (0.098inch)	Light Brown

Electrical Data

Item	Specification	Remark
Operating frequency	Max. 3 GHz	
Dielectric resistance	Min. 1000 MΩ.km	at 20°C
Test voltage	2000 Vrms	1 min
Velocity of propagation	Nom. 69.5 %	
Capacitance	Max. 32 pF/ft	
Characteristic impedance	50 ± 2 Ω	
Approx. weight	16.0 kg/km	
Nom. Attenuation	5.4dB/100ft (0.18dB/m)	at 50MHz
	7.7dB/100ft (0.25dB/m)	at 100MHz
	16.1dB/100ft (0.53dB/m)	at 400MHz
	18.1dB/100ft (0.59dB/m)	at 500MHz
	23.5dB/100ft (0.77dB/m)	at 800MHz
	25.0dB/100ft (0.82dB/m)	at 900MHz
	26.5dB/100ft (0.87dB/m)	at 1GHz




- ◆ Specification ----- meet to MIL-C-17/152-00001
- ◆ Continuous working voltage ----- Max. 900Vrms
- ◆ Operating temperature range ----- -55°C ~ 200°C

Construction

Item	Material	Diameter	Remark
Center conductor	SPCW	0.51mm (0.02inch)	Strand(7/0.17)
Dielectric	PTFE	1.52mm (0.06inch)	Solid
Inner Braid	SPC	2.0mm (0.079inch)	93% Coverage
Outer Braid	SPC	2.4mm (0.094inch)	95% Coverage
Jacket	FEP	2.9mm (0.114inch)	Light Brown

Electrical Data

Item	Specification	Remark
Operating frequency	Max. 12.4 GHz	
Dielectric resistance	Min. 1000 MΩ.km	at 20°C
Test voltage	2000Vrms	1 min
Velocity of propagation	Nom. 69.5 %	
Capacitance	Max. 32 pF/ft	
Characteristic impedance	50 ± 2 Ω	
Approx. weight	23.0 kg/km	
Nom. Attenuation	5.1dB/100ft (0.17dB/m)	at 50MHz
	23.1dB/100ft (0.76dB/m)	at 500MHz
	34.2dB/100ft (1.12dB/m)	at 1GHz
	59.0dB/100ft (1.94dB/m)	at 3GHz




- ◆ Specification ----- meet to MIL-C-17/128-RG400
- ◆ Continuous working voltage ----- Max. 1400Vrms
- ◆ Operating temperature range ----- -55°C ~ 200°C

Construction

Item	Material	Diameter	Remark
Center conductor	SPC	1.00mm (0.039inch)	Strand(19/0.203)
Dielectric	PTFE	2.95mm (0.116inch)	Solid
Inner Braid	SPC	3.60mm (0.142inch)	97% Coverage
Outer Braid	SPC	4.20mm (0.165inch)	94% Coverage
Jacket	FEP	4.95mm (0.195inch)	Light Brown

Electrical Data

Item	Specification	Remark
Operating frequency	Max. 12.4 GHz	
Dielectric resistance	Min. 1000 MΩ.km	at 20°C
Test voltage	3000Vrms	1 min
Velocity of propagation	Nom. 69.5 %	
Capacitance	Max. 32 pF/ft	
Characteristic impedance	50 ± 2 Ω	
Approx. weight	64.0 kg/km	
Nom. Attenuation	2.8dB/100ft (0.09dB/m)	at 50MHz
	4.0dB/100ft (0.13dB/m)	at 100MHz
	9.8dB/100ft (0.32dB/m)	at 500MHz
	14.7dB/100ft (0.48dB/m)	at 1GHz
	29.0dB/100ft (0.95dB/m)	at 3GHz
	40.6dB/100ft (1.33dB/m)	at 5GHz



- ◆ Specification ----- meet to MIL-C-17/60-RG142
- ◆ Continuous working voltage ----- Max. 1400Vrms
- ◆ Operating temperature range ----- -55°C ~ 200°C

Construction

Item	Material	Diameter	Remark
Center conductor	SPCW	0.94mm (0.037inch)	Solid
Dielectric	PTFE	2.95mm (0.116inch)	Solid
Inner Braid	SPC	3.60mm (0.142inch)	97% Coverage
Outer Braid	SPC	4.25mm (0.167inch)	94% Coverage
Jacket	FEP	4.95mm (0.195inch)	Light Brown

Electrical Data

Item	Specification	Remark
Operating frequency	Max. 12.4 GHz	
Dielectric resistance	Min. 1000 MΩ.km	at 20°C
Test voltage	5000Vrms	1 min
Velocity of propagation	Nom. 69.5 %	
Capacitance	Nom. 29.3 pF/ft	
Characteristic impedance	50 ± 2 Ω	
Approx. weight	64.0 kg/km	
Nom. Attenuation	2.7dB/100ft (0.09dB/m)	at 50MHz
	3.9dB/100ft (0.13dB/m)	at 100MHz
	9.4dB/100ft (0.31dB/m)	at 500MHz
	13.8dB/100ft (0.45dB/m)	at 1GHz
	26.6dB/100ft (0.87dB/m)	at 3GHz
	36.6dB/100ft (1.20dB/m)	at 5GHz



- ◆ Specification ----- meet to MIL-C-17/111-RG303
- ◆ Continuous working voltage ----- Max. 1400Vrms
- ◆ Operating temperature range ----- -55°C ~ 200°C

Construction

Item	Material	Diameter	Remark
Center conductor	SPCW	0.94mm (0.037inch)	Solid
Dielectric	PTFE	2.95mm (0.116inch)	Solid
Braid	SPC	3.53mm (0.139inch)	95% Coverage
Jacket	FEP	4.32mm (0.17inch)	Light Brown

Electrical Data

Item	Specification	Remark
Operating frequency	Max. 3 GHz	
Dielectric resistance	Min. 1000 MΩ.km	at 20°C
Test voltage	5000Vrms	1 min
Velocity of propagation	Nom. 69.5 %	
Capacitance	Max. 32 pF/ft	
Characteristic impedance	50 ± 2 Ω	
Approx. weight	45.1 kg/km	
Nom. Attenuation	1.1dB/100ft (0.04dB/m)	at 10MHz
	2.7dB/100ft (0.09dB/m)	at 50MHz
	3.9dB/100ft (0.13dB/m)	at 100MHz
	8.2dB/100ft (0.27dB/m)	at 400MHz
	11.0dB/100ft (0.36dB/m)	at 700MHz
	12.5dB/100ft (0.41dB/m)	at 900MHz
	13.5dB/100ft (0.44dB/m)	at 1GHz



- ◆ Specification ----- meet to MIL-C-17/127-RG393
- ◆ Continuous working voltage ----- Max. 1875Vrms
- ◆ Operating temperature range ----- -55°C ~ 200°C

Construction

Item	Material	Diameter	Remark
Center conductor	SPC	2.40mm (0.093inch)	Strand(7/0.80)
Dielectric	PTFE	7.24mm (0.285inch)	Solid
Inner Braid	SPC	8.00mm (0.315inch)	92% Coverage
Outer Braid	SPC	8.75mm (0.344inch)	94% Coverage
Jacket	FEP	9.90mm (0.39inch)	Light Brown

Electrical Data

Item	Specification	Remark
Operating frequency	Max. 11 GHz	
Dielectric resistance	Min. 1000 MΩ.km	at 20°C
Test voltage	7500Vrms	1 min
Velocity of propagation	Nom. 69.5 %	
Capacitance	Max. 32 pF/ft	
Characteristic impedance	50 ± 2 Ω	
Approx. weight	240.0 kg/km	
Max. attenuation	1.7dB/100ft (0.06dB/m)	at 50MHz
	2.4dB/100ft (0.08dB/m)	at 100MHz
	5.0dB/100ft (0.16dB/m)	at 400MHz
	8.8dB/100ft (0.29dB/m)	at 1GHz
	18.0dB/100ft (0.59dB/m)	at 3GHz



- ◆ Specification ----- meet to MIL-C-17
- ◆ Continuous working voltage ----- Max. 1500Vrms
- ◆ Operating temperature range ----- -55℃ ~ 200℃

Construction

Item	Material	Diameter	Remark
Center conductor	SPCW	0.511mm (0.02inch)	Solid
Dielectric	PTFE	1.63mm (0.064inch)	Solid
Inner shield	SPC Tape	1.80mm (0.071inch)	100% Coverage
Braid	SPC	2.18mm (0.086inch)	97% Coverage
Jacket	FEP	2.64mm (0.104inch)	Blue Color

Electrical Data

Item	Specification	Remark
Operating frequency	Max. 20 GHz	
Dielectric resistance	Min. 1000 MΩ.km	at 20℃
Test voltage	5000Vrms	1 min
Velocity of propagation	Nom. 69.5 %	
Capacitance	Max. 32 pF/ft	
Characteristic impedance	50 ± 2 Ω	
Approx. weight	19.1 kg/km	
Max. attenuation	14.0dB/100ft (0.46dB/m)	at 400MHz
	23.0dB/100ft (0.75dB/m)	at 1GHz
	39.0dB/100ft (1.28dB/m)	at 3GHz
	52.0dB/100ft (1.71dB/m)	at 5GHz
	80.0dB/100ft (2.62dB/m)	at 10GHz
	110.0dB/100ft (3.61dB/m)	at 18GHz



- ◆ Specification ----- meet to MIL-C-17
- ◆ Continuous working voltage ----- Max. 500Vrms
- ◆ Operating temperature range ----- -55°C ~ 200°C

Construction

Item	Material	Diameter	Remark
Center conductor	SPCW	0.287mm (0.011inch)	Solid
Dielectric	PTFE	1.68mm (0.066inch)	Solid
Inner shield	SPC Tape	1.80mm (0.071inch)	100% Coverage
Braid	SPC	2.18mm (0.086inch)	97% Coverage
Jacket	FEP	2.64mm (0.104inch)	Blue Color

Electrical Data

Item	Specification	Remark
Operating frequency	Max. 3 GHz	
Dielectric resistance	Min. 1000 MΩ.km	at 20°C
Test voltage	1500Vrms	1 min
Velocity of propagation	Nom. 69.5 %	
Capacitance	Max. 20 pF/ft	
Characteristic impedance	75 ± 3 Ω	
Approx. weight	19.1 kg/km	
Max. attenuation	5.0dB/100ft (0.16dB/m)	at 50MHz
	7.0dB/100ft (0.23dB/m)	at 100MHz
	15.0dB/100ft (0.49dB/m)	at 400MHz
	20.0dB/100ft (0.66dB/m)	at 700MHz
	24.0dB/100ft (0.80dB/m)	at 1GHz
	36.0dB/100ft (1.19dB/m)	at 2GHz



- ◆ Specification ----- meet to MIL-C-17
- ◆ Continuous working voltage ----- Max. 1900Vrms
- ◆ Operating temperature range ----- -55°C ~ 200°C

Construction

Item	Material	Diameter	Remark
Center conductor	SPCW	0.92mm (0.036inch)	Solid
Dielectric	PTFE	2.97mm (0.117inch)	Solid
Inner shield	SPC Tape	3.25mm (0.128inch)	100% Coverage
Braid	SPC	3.58mm (0.141inch)	97% Coverage
Jacket	FEP	4.14mm (0.163inch)	Blue Color

Electrical Data

Item	Specification	Remark
Operating frequency	Max. 20 GHz	
Dielectric resistance	Min. 1000 MΩ.km	at 20°C
Test voltage	5000Vrms	1 min
Velocity of propagation	Nom. 69.5 %	
Capacitance	Max. 29.9 pF/ft	
Characteristic impedance	50 ± 2 Ω	
Approx. weight	43.6 kg/km	
Max. attenuation	8.0dB/100ft (0.26dB/m)	at 400MHz
	13.0dB/100ft (0.43dB/m)	at 1GHz
	23.0dB/100ft (0.75dB/m)	at 3GHz
	30.0dB/100ft (0.98dB/m)	at 5GHz
	45.0dB/100ft (1.48dB/m)	at 10GHz
	64.0dB/100ft (2.10dB/m)	at 18GHz



- ◆ Specification ----- meet to MIL-C-17
- ◆ Continuous working voltage ----- Max. 3000Vrms
- ◆ Operating temperature range ----- -55°C ~ 200°C

Construction

Item	Material	Diameter	Remark
Center conductor	SPC	1.628mm (0.064inch)	Solid
Dielectric	PTFE	5.31mm (0.209inch)	Solid
Inner shield	SPC Tape	5.75mm (0.226inch)	100% Coverage
Braid	SPC	6.40mm (0.252inch)	97% Coverage
Jacket	FEP	7.20mm (0.283inch)	Blue Color

Electrical Data

Item	Specification	Remark
Operating frequency	Max. 18 GHz	
Dielectric resistance	Min. 1000 M Ω , km	at 20°C
Test voltage	7500Vrms	1 min
Velocity of propagation	Nom. 69.5 %	
Capacitance	Max. 29.6 pF/ft	
Characteristic impedance	50 \pm 2 Ω	
Approx. weight	160.0 kg/km	
Max. attenuation	5.0dB/100ft (0.17dB/m)	at 400MHz
	9.0dB/100ft (0.29dB/m)	at 1GHz
	17.0dB/100ft (0.57dB/m)	at 3GHz
	24.0dB/100ft (0.78dB/m)	at 5GHz
	36.0dB/100ft (1.20dB/m)	at 10GHz
	53.0dB/100ft (1.73dB/m)	at 18GHz



- ◆ Specification ----- meet to MIL-C-17
- ◆ Continuous working voltage ----- Max. 3000Vrms
- ◆ Operating temperature range ----- -55°C ~ 200°C

Construction

Item	Material	Diameter	Remark
Center conductor	SPC	0.24 mm (0.009inch)	Strand(7/0.08)
Dielectric	FEP	0.66 mm (0.026inch)	Solid
Braid	SPC	0.88 mm (0.034inch)	91% Coverage
Jacket	FEP	1.10 mm (0.043inch)	Black

Electrical Data

Item	Specification	Remark
Operating frequency	Max. 18 GHz	
Dielectric resistance	Min. 1000 MΩ.km	at 20°C
Test voltage	7500Vrms	1 min
Velocity of propagation	Nom. 69.5 %	
Capacitance	Max. 29.6 pF/ft	
Characteristic impedance	50 ± 2 Ω	
Approx. weight	160.0 kg/km	
Max. attenuation	5.0dB/100ft (0.17dB/m)	at 400MHz
	9.0dB/100ft (0.29dB/m)	at 1GHz
	17.0dB/100ft (0.57dB/m)	at 3GHz
	24.0dB/100ft (0.78dB/m)	at 5GHz
	36.0dB/100ft (1.20dB/m)	at 10GHz
	53.0dB/100ft (1.73dB/m)	at 18GHz



- ◆ Specification ----- NaF-NRG032
- ◆ Continuous working voltage ----- Max. 1000Vrms
- ◆ Operating temperature range ----- -40°C ~ 125°C

Construction

Item	Material	Diameter	Remark
Center conductor	SPC	0.32mm (0.012inch)	Solid
Dielectric	PTFE	0.99mm (0.039inch)	Solid
Inner shield	AL Tape	1.09mm (0.043inch)	100% Coverage
Braid	Tined Cu	1.40mm (0.055inch)	97% Coverage
Jacket	PVC	2.00mm (0.079inch)	Black

Electrical Data

Item	Specification	Remark
Operating frequency	Max. 3 GHz	
Dielectric resistance	Min. 1000 MΩ.km	at 20°C
Test voltage	2000Vrms	1 min
Velocity of propagation	Nom. 69.5 %	
Capacitance	Max. 32.0 pF/ft	
Characteristic impedance	50 ± 2 Ω	
Approx. weight	7.3 kg/km	
Nom. attenuation	26.0dB/100ft (0.87dB/m)	at 500MHz
	39.0dB/100ft (1.28dB/m)	at 1000MHz
	46.0dB/100ft (1.52dB/m)	at 1575MHz
	53.0dB/100ft (1.75dB/m)	at 2000MHz
	58.0dB/100ft (1.92dB/m)	at 2345MHz



- ◆ Specification ----- meet to MIL-C-17/119-RG174
- ◆ Continuous working voltage ----- Max. 1100Vrms
- ◆ Operating temperature range ----- -40°C ~ 85°C

Construction

Item	Material	Diameter	Remark
Center conductor	BCW	0.51mm (0.02inch)	Strand(7/0.16)
Dielectric	PE	1.50mm (0.059inch)	Solid
Braid	Tined Cu	1.95mm (0.077inch)	85% Coverage
Jacket	PVC	2.90mm (0.114inch)	Black Color

BCW : Bared Copper clad Steel Wire

Electrical Data

Item	Specification	Remark
Operating frequency	Max. 1 GHz	
Test voltage	2000Vrms	1 min
Velocity of propagation	Nom. 66 %	
Capacitance	Max. 29.9 pF/ft	
Characteristic impedance	50 ± 2 Ω	
Approx. weight	13.6 kg/km	
Max. attenuation	6.7dB/100ft (0.22dB/m)	at 50MHz
	10.7dB/100ft (0.35dB/m)	at 100MHz
	26.2dB/100ft (0.86dB/m)	at 400MHz
	47.2dB/100ft (1.55dB/m)	at 1GHz

Semi-Flexible Coaxial Cables

1. SF-047ST
2. SF-086ST
3. SF-086ST-P
4. SF-086SC-HFJ
5. SF-086ST-HFJ
6. SF-086SC-UJ
7. SF-086ST-UJ
8. SF-086SC-TJ
9. SF-086ST-TJ
10. SF-141SC
11. SF-141SC-P
12. SF-141SC-HFJ
13. SF-141SC-TJ
14. SF-250SC
15. SF-250SC-HFJ
16. SF-250SC-TJ





- ◆ Specification ----- meet to MIL-C-17
- ◆ Continuous working voltage ----- Max. 1000Vrms
- ◆ Operating temperature range ----- -40°C ~ 125°C

Construction

Item	Material	Diameter	Remark
Center conductor	SPCW	0.28mm (0.011inch)	Solid
Dielectric	PTFE	0.94mm (0.037inch)	Solid
Braid	TC	1.19mm (0.047inch)	100% Coverage

TC : Tin Soaked on Tin plated Copper Braid

Electrical Data

Item	Specification	Remark
Operating frequency	Max. 20 GHz	
Dielectric resistance	Min. 1000 M Ω .km	at 20°C
Test voltage	2000Vrms	1 min
Velocity of propagation	Nom. 69.5 %	
Capacitance	Max. 32 pF/ft	
Characteristic impedance	50 \pm 2 Ω	
Approx. weight	5.3 kg/km	
Max. attenuation	28.0dB/100ft (0.92dB/m)	at 500MHz
	39.9dB/100ft (1.31dB/m)	at 1GHz
	89.9dB/100ft (2.95dB/m)	at 5GHz
	130.2B/100ft (4.27dB/m)	at 10GHz
	189.9dB/100ft (6.23dB/m)	at 20GHz



- ◆ Specification ----- meet to MIL-C-17
- ◆ Continuous working voltage ----- Max. 1500Vrms
- ◆ Operating temperature range ----- -40°C ~ 125°C

Construction

Item	Material	Diameter	Remark
Center conductor	SPCW	0.511mm (0.02inch)	Solid
Dielectric	PTFE	1.68mm (0.066inch)	Solid
Braid	TC	2.20mm (0.087inch)	100% Coverage

TC : Tin Soaked on Tin plated Copper Braid

Electrical Data

Item	Specification	Remark
Operating frequency	Max. 20 GHz	
Dielectric resistance	Min. 1000 MΩ.km	at 20°C
Test voltage	5000Vrms	1 min
Velocity of propagation	Nom. 69.5 %	
Capacitance	Max. 32 pF/ft	
Characteristic impedance	50 ± 2 Ω	
Approx. weight	16.0 kg/km	
Max. attenuation	15.0dB/100ft (0.49dB/m)	at 500MHz
	22.0dB/100ft (0.72dB/m)	at 1GHz
	50.0dB/100ft (1.64dB/m)	at 5GHz
	80.0dB/100ft (2.62dB/m)	at 10GHz
	130.0dB/100ft (4.27dB/m)	at 20GHz



- ◆ Specification ----- meet to MIL-C-17
- ◆ Continuous working voltage ----- Max. 1500Vrms
- ◆ Operating temperature range ----- -40°C ~ 125°C

Construction

Item	Material	Diameter	Remark
Center conductor	SPCW	0.511mm (0.02inch)	Solid
Dielectric	PTFE	1.68mm (0.066inch)	Solid
Braid	TC	2.20mm (0.087inch)	100% Coverage
Jacket	PVC	3.20mm (0.106inch)	clear color

TC : Tin Soaked on Tin plated Copper Braid

Electrical Data

Item	Specification	Remark
Operating frequency	Max. 20 GHz	
Dielectric resistance	Min. 1000 MΩ.km	at 20°C
Test voltage	5000Vrms	1 min
Velocity of propagation	Nom. 69.5 %	
Capacitance	Max. 32 pF/ft	
Characteristic impedance	50 ± 2 Ω	
Approx. weight	22.0 kg/km	
Max. attenuation	15.0dB/100ft (0.49dB/m)	at 500MHz
	22.0dB/100ft (0.72dB/m)	at 1GHz
	50.0dB/100ft (1.64dB/m)	at 5GHz
	80.0dB/100ft (2.62dB/m)	at 10GHz
	130.0dB/100ft (4.27dB/m)	at 20GHz



- ◆ Specification ----- meet to MIL-C-17
- ◆ Continuous working voltage ----- Max. 1500Vrms
- ◆ Operating temperature range ----- -40°C ~ 125°C

Construction

Item	Material	Diameter	Remark
Center conductor	SPC	0.511mm (0.02inch)	Solid
Dielectric	PTFE	1.68mm (0.066inch)	Solid
Braid	TC	2.20mm (0.087inch)	100% Coverage
Jacket	PE	3.20mm (0.106inch)	Halogen free

TC : Tin Soaked on Tin plated Copper Braid

Electrical Data

Item	Specification	Remark
Operating frequency	Max. 20 GHz	
Dielectric resistance	Min. 1000 MΩ.km	at 20°C
Test voltage	5000Vrms	1 min
Velocity of propagation	Nom. 69.5 %	
Capacitance	Max. 32 pF/ft	
Characteristic impedance	50 ± 2 Ω	
Approx. weight	21.0 kg/km	
Max. attenuation	15.0dB/100ft (0.49dB/m)	at 500MHz
	22.0dB/100ft (0.72dB/m)	at 1GHz
	50.0dB/100ft (1.64dB/m)	at 5GHz
	80.0dB/100ft (2.62dB/m)	at 10GHz
	130.0dB/100ft (4.27dB/m)	at 20GHz



- ◆ Specification ----- meet to MIL-C-17
- ◆ Continuous working voltage ----- Max. 1500Vrms
- ◆ Operating temperature range ----- -40°C ~ 125°C

Construction

Item	Material	Diameter	Remark
Center conductor	SPCW	0.511mm (0.02inch)	Solid
Dielectric	PTFE	1.68mm (0.066inch)	Solid
Braid	TC	2.20mm (0.087inch)	100% Coverage
Jacket	PE	3.20mm (0.106inch)	Halogen free

TC : Tin Soaked on Tin plated Copper Braid

Electrical Data

Item	Specification	Remark
Operating frequency	Max. 20 GHz	
Dielectric resistance	Min. 1000 M Ω .km	at 20°C
Test voltage	5000Vrms	1 min
Velocity of propagation	Nom. 69.5 %	
Capacitance	Max. 32 pF/ft	
Characteristic impedance	50 \pm 2 Ω	
Approx. weight	21.0 kg/km	
Max. attenuation	15.0dB/100ft (0.49dB/m)	at 500MHz
	22.0dB/100ft (0.72dB/m)	at 1GHz
	50.0dB/100ft (1.64dB/m)	at 5GHz
	80.0dB/100ft (2.62dB/m)	at 10GHz
	130.0dB/100ft (4.27dB/m)	at 20GHz



- ◆ Specification ----- meet to MIL-C-17
- ◆ Continuous working voltage ----- Max. 1000Vrms
- ◆ Operating temperature range ----- -50°C ~ 85°C

Construction

Item	Material	Diameter	Remark
Center conductor	SPC	0.511mm (0.02inch)	Solid
Dielectric	PTFE	1.68mm (0.066inch)	Solid
Braid	TC	2.20mm (0.087inch)	100% Coverage
Jacket	Polyurethane	3.10mm (0.106inch)	

TC : Tin Soaked on Tin plated Copper Braid

Electrical Data

Item	Specification	Remark
Operating frequency	Max. 20 GHz	
Dielectric resistance	Min. 1000 MΩ.km	at 20°C
Test voltage	5000Vrms	1 min
Velocity of propagation	Nom. 69.5 %	
Capacitance	Max. 32 pF/ft	
Characteristic impedance	50 ± 2 Ω	
Approx. weight	20.5 kg/km	
Max. attenuation	15.0dB/100ft (0.49dB/m)	at 500MHz
	22.0dB/100ft (0.72dB/m)	at 1GHz
	50.0dB/100ft (1.64dB/m)	at 5GHz
	80.0dB/100ft (2.62dB/m)	at 10GHz
	130.0dB/100ft (4.27dB/m)	at 20GHz



- ◆ Specification ----- meet to MIL-C-17
- ◆ Continuous working voltage ----- Max. 1000Vrms
- ◆ Operating temperature range ----- -50°C ~ 85°C

Construction

Item	Material	Diameter	Remark
Center conductor	SPCW	0.511mm (0.02inch)	Solid
Dielectric	PTFE	1.68mm (0.066inch)	Solid
Braid	TC	2.20mm (0.087inch)	100% Coverage
Jacket	Polyurethane	3.10mm (0.106inch)	

TC : Tin Soaked on Tin plated Copper Braid

Electrical Data

Item	Specification	Remark
Operating frequency	Max. 20 GHz	
Dielectric resistance	Min. 1000 MΩ.km	at 20°C
Test voltage	5000Vrms	1 min
Velocity of propagation	Nom. 69.5 %	
Capacitance	Max. 32 pF/ft	
Characteristic impedance	50 ± 2 Ω	
Approx. weight	20.5 kg/km	
Max. attenuation	15.0dB/100ft (0.49dB/m)	at 500MHz
	22.0dB/100ft (0.72dB/m)	at 1GHz
	50.0dB/100ft (1.64dB/m)	at 5GHz
	80.0dB/100ft (2.62dB/m)	at 10GHz
	130.0dB/100ft (4.27dB/m)	at 20GHz



- ◆ Specification ----- meet to MIL-C-17
- ◆ Continuous working voltage ----- Max. 1500Vrms
- ◆ Operating temperature range ----- -40°C ~ 125°C

Construction

Item	Material	Diameter	Remark
Center conductor	SPC	0.511mm (0.02inch)	Solid
Dielectric	PTFE	1.68mm (0.066inch)	Solid
Braid	TC	2.20mm (0.087inch)	100% Coverage
Jacket	FEP	2.85mm (0.112inch)	

TC : Tin Soaked on Tin plated Copper Braid

Electrical Data

Item	Specification	Remark
Operating frequency	Max. 20 GHz	
Dielectric resistance	Min. 1000 M Ω , km	at 20°C
Test voltage	5000Vrms	1 min
Velocity of propagation	Nom. 69.5 %	
Capacitance	Max. 32.0 pF/ft	
Characteristic impedance	50 \pm 2 Ω	
Approx. weight	16.0 kg/km	
Max. attenuation	15.0dB/100ft (0.49dB/m)	at 500MHz
	22.0dB/100ft (0.72dB/m)	at 1GHz
	50.0dB/100ft (1.64dB/m)	at 5GHz
	80.0dB/100ft (2.62dB/m)	at 10GHz
	130.0dB/100ft (4.27dB/m)	at 20GHz



- ◆ Specification ----- meet to MIL-C-17
- ◆ Continuous working voltage ----- Max. 1500Vrms
- ◆ Operating temperature range ----- -40°C ~ 125°C

Construction

Item	Material	Diameter	Remark
Center conductor	SPCW	0.511mm (0.02inch)	Solid
Dielectric	PTFE	1.68mm (0.066inch)	Solid
Braid	TC	2.20mm (0.087inch)	100% Coverage
Jacket	FEP	2.85mm (0.112inch)	

TC : Tin Soaked on Tin plated Copper Braid

Electrical Data

Item	Specification	Remark
Operating frequency	Max. 20 GHz	
Dielectric resistance	Min. 1000 M Ω , km	at 20°C
Test voltage	5000Vrms	1 min
Velocity of propagation	Nom. 69.5 %	
Capacitance	Max. 32.0 pF/ft	
Characteristic impedance	50 \pm 2 Ω	
Approx. weight	16.0 kg/km	
Max. attenuation	15.0dB/100ft (0.49dB/m)	at 500MHz
	22.0dB/100ft (0.72dB/m)	at 1GHz
	50.0dB/100ft (1.64dB/m)	at 5GHz
	80.0dB/100ft (2.62dB/m)	at 10GHz
	130.0dB/100ft (4.27dB/m)	at 20GHz



- ◆ Specification ----- meet to MIL-C-17
- ◆ Continuous working voltage ----- Max. 1900Vrms
- ◆ Operating temperature range ----- -40°C ~ 125°C

Construction

Item	Material	Diameter	Remark
Center conductor	SPC	0.92mm (0.036inch)	Solid
Dielectric	PTFE	2.98mm (0.117inch)	Solid
Braid	TC	3.58mm (0.141inch)	100% Coverage

TC : Tin Soaked on Tin plated Copper Braid

Electrical Data

Item	Specification	Remark
Operating frequency	Max. 20 GHz	
Dielectric resistance	Min. 1000 M Ω .km	at 20°C
Test voltage	5000Vrms	1 min
Velocity of propagation	Nom. 69.5 %	
Capacitance	Max. 29.9 pF/ft	
Characteristic impedance	50 \pm 2 Ω	
Approx. weight	36.0 kg/km	
Max. attenuation	8.0dB/100ft (0.26dB/m)	at 500MHz
	12.0dB/100ft (0.39dB/m)	at 1GHz
	21.0dB/100ft (0.69dB/m)	at 3GHz
	29.0dB/100ft (0.95dB/m)	at 5GHz
	45.0dB/100ft (1.48dB/m)	at 10GHz
	70.0dB/100ft (2.30dB/m)	at 20GHz



- ◆ Specification ----- meet to MIL-C-17
- ◆ Continuous working voltage ----- Max. 1900Vrms
- ◆ Operating temperature range ----- -30°C ~ 80°C

Construction

Item	Material	Diameter	Remark
Center conductor	SPC	0.92mm (0.036inch)	Solid
Dielectric	PTFE	2.98mm (0.117inch)	Solid
Braid	TC	3.58mm (0.141inch)	100% Coverage
Jacket	PVC	4.58mm (0.180inch)	clear color

TC : Tin Soaked on Tin plated Copper Braid

Electrical Data

Item	Specification	Remark
Operating frequency	Max. 20 GHz	
Dielectric resistance	Min. 1000 M Ω .km	at 20°C
Test voltage	5000Vrms	1 min
Velocity of propagation	Nom. 69.5 %	
Capacitance	Max. 29.9 pF/ft	
Characteristic impedance	50 \pm 2 Ω	
Approx. weight	45.0 kg/km	
Max. attenuation	8.0dB/100ft (0.26dB/m)	at 500MHz
	12.0dB/100ft (0.39dB/m)	at 1GHz
	21.0dB/100ft (0.69dB/m)	at 3GHz
	29.0dB/100ft (0.95dB/m)	at 5GHz
	45.0dB/100ft (1.48dB/m)	at 10GHz
	70.0dB/100ft (2.30dB/m)	at 20GHz



- ◆ Specification ----- meet to MIL-C-17
- ◆ Continuous working voltage ----- Max. 1900Vrms
- ◆ Operating temperature range ----- -40°C ~ 125°C

Construction

Item	Material	Diameter	Remark
Center conductor	SPC	0.92mm (0.036inch)	Solid
Dielectric	PTFE	2.98mm (0.117inch)	Solid
Braid	TC	3.58mm (0.141inch)	100% Coverage
Jacket	PE	4.70mm (0.185inch)	Halogen free

TC : Tin Soaked on Tin plated Copper Braid

Electrical Data

Item	Specification	Remark
Operating frequency	Max. 20 GHz	
Dielectric resistance	Min. 1000 M Ω , km	at 20°C
Test voltage	5000 Vrms	1 min
Velocity of propagation	Nom. 69.5 %	
Capacitance	Max. 29.9 pF/ft	
Characteristic impedance	50 \pm 2 Ω	
Approx. weight	44.0 kg/km	
Max. attenuation	8.0dB/100ft (0.26dB/m)	at 500MHz
	12.0dB/100ft (0.39dB/m)	at 1GHz
	21.0dB/100ft (0.69dB/m)	at 3GHz
	29.0dB/100ft (0.95dB/m)	at 5GHz
	45.0dB/100ft (1.48dB/m)	at 10GHz
	70.0dB/100ft (2.30dB/m)	at 20GHz



- ◆ Specification ----- meet to MIL-C-17
- ◆ Continuous working voltage ----- Max. 1900Vrms
- ◆ Operating temperature range ----- -40°C ~ 125°C

Construction

Item	Material	Diameter	Remark
Center conductor	SPC	0.92mm (0.036inch)	Solid
Dielectric	PTFE	2.98mm (0.117inch)	Solid
Braid	TC	3.58mm (0.141inch)	100% Coverage
Jacket	FEP	4.14mm (0.163inch)	

TC : Tin Soaked on Tin plated Copper Braid

Electrical Data

Item	Specification	Remark
Operating frequency	Max. 20 GHz	
Dielectric resistance	Min. 1000 M Ω , km	at 20°C
Test voltage	5000Vrms	1 min
Velocity of propagation	Nom. 69.5 %	
Capacitance	Max. 29.9 pF/ft	
Characteristic impedance	50 \pm 2 Ω	
Approx. weight	45.0 kg/km	
Max. attenuation	8.0dB/100ft (0.26dB/m)	at 500MHz
	12.0dB/100ft (0.39dB/m)	at 1GHz
	21.0dB/100ft (0.69dB/m)	at 3GHz
	29.0dB/100ft (0.95dB/m)	at 5GHz
	45.0dB/100ft (1.48dB/m)	at 10GHz
	70.0dB/100ft (2.30dB/m)	at 20GHz



- ◆ Specification ----- meet to MIL-C-17
- ◆ Continuous working voltage ----- Max. 3000Vrms
- ◆ Operating temperature range ----- -40°C ~ 125°C

Construction

Item	Material	Diameter	Remark
Center conductor	SPC	1.628mm (0.064inch)	Solid
Dielectric	PTFE	5.31mm (0.209inch)	Solid
Braid	TC	6.35mm (0.250inch)	100% Coverage

TC : Tin Soaked on Tin plated Copper Braid

Electrical Data

Item	Specification	Remark
Operating frequency	Max. 18 GHz	
Dielectric resistance	Min. 1000 M Ω .km	at 20°C
Test voltage	7500Vrms	1 min
Velocity of propagation	Nom. 69.5 %	
Capacitance	Max. 29.6 pF/ft	
Characteristic impedance	50 \pm 2 Ω	
Approx. weight	114.0 kg/km	
Max. attenuation	4.5dB/100ft (0.15dB/m)	at 400MHz
	7.5dB/100ft (0.25dB/m)	at 1GHz
	11.0dB/100ft (0.36dB/m)	at 3GHz
	33.0dB/100ft (1.08dB/m)	at 10GHz
	48.0dB/100ft (1.57dB/m)	at 18GHz



- ◆ Specification ----- meet to MIL-C-17
- ◆ Continuous working voltage ----- Max. 3000Vrms
- ◆ Operating temperature range ----- -40°C ~ 125°C

Construction

Item	Material	Diameter	Remark
Center conductor	SPC	1.628mm (0.064inch)	Solid
Dielectric	PTFE	5.31mm (0.209inch)	Solid
Braid	TC	6.35mm (0.250inch)	100% Coverage
Jacket	PE	7.50mm (0.295inch)	Halogen free

TC : Tin Soaked on Tin plated Copper Braid

Electrical Data

Item	Specification	Remark
Operating frequency	Max. 18 GHz	
Dielectric resistance	Min. 1000 MΩ.km	at 20°C
Test voltage	7500Vrms	1 min
Velocity of propagation	Nom. 69.5 %	
Capacitance	Max. 29.6 pF/ft	
Characteristic impedance	50 ± 2 Ω	
Approx. weight	128.0 kg/km	
Max. attenuation	4.5dB/100ft (0.15dB/m)	at 400MHz
	7.5dB/100ft (0.25dB/m)	at 1GHz
	11.0dB/100ft (0.36dB/m)	at 3GHz
	33.0dB/100ft (1.08dB/m)	at 10GHz
	48.0dB/100ft (1.57dB/m)	at 18GHz



- ◆ Specification ----- meet to MIL-C-17
- ◆ Continuous working voltage ----- Max. 3000Vrms
- ◆ Operating temperature range ----- -40°C ~ 125°C

Construction

Item	Material	Diameter	Remark
Center conductor	SPC	1.628mm (0.064inch)	Solid
Dielectric	PTFE	5.31mm (0.209inch)	Solid
Braid	TC	6.35mm (0.250inch)	100% Coverage
Jacket	FEP	6.90mm (0.272inch)	

TC : Tin Soaked on Tin plated Copper Braid

Electrical Data

Item	Specification	Remark
Operating frequency	Max. 18 GHz	
Dielectric resistance	Min. 1000 M Ω .km	at 20°C
Test voltage	7500Vrms	1 min
Velocity of propagation	Nom. 69.5 %	
Capacitance	Max. 29.6 pF/ft	
Characteristic impedance	50 \pm 2 Ω	
Approx. weight	120.0 kg/km	
Max. attenuation	4.5dB/100ft (0.15dB/m)	at 400MHz
	7.5dB/100ft (0.25dB/m)	at 1GHz
	11.0dB/100ft (0.36dB/m)	at 3GHz
	33.0dB/100ft (1.08dB/m)	at 10GHz
	48.0dB/100ft (1.57dB/m)	at 18GHz

Semi-Rigid Coaxial cables

1. SR-034ST-TC
2. SR-047ST-C
3. SR-047ST-TC
4. SR-060ST-TC
5. SR-060SC-TC-25
6. SR-086ST-C
7. SR-086ST-TC
8. SR-086ST-TA
9. SR-141ST-C
10. SR-141ST-TC
11. SR-141ST-TA
12. SR-250SC-C
13. SR-250SC-TC
14. SR-250SC-TA



www.naftechnology.com



- ◆ Specification ----- meet to MIL-C-17/154-00002
- ◆ Continuous working voltage ----- Max. 750Vrms
- ◆ Operating temperature range ----- -40°C ~ 125°C

Construction

Item	Material	Diameter	Remark
Center conductor	SPCW	0.203mm (0.008inch)	Solid
Dielectric	PTFE	0.66mm (0.026inch)	Solid
Braid	TC	0.86mm (0.034inch)	100% Coverage

TC : Tin Plated Copper Tube

Electrical Data

Item	Specification	Remark
Operating frequency	Max. 20 GHz	
Dielectric resistance	Min. 1000 M Ω .km	at 20°C
Test voltage	2000Vrms	1 min
Velocity of propagation	Nom. 69.5 %	
Capacitance	Max. 32 pF/ft	
Characteristic impedance	50 \pm 3 Ω	
Approx. weight	3.1 kg/km	
Max. attenuation	42.0dB/100ft (1.38dB/m)	at 500MHz
	60.0dB/100ft (1.97dB/m)	at 1GHz
	100.0dB/100ft (3.28dB/m)	at 3GHz
	140.0dB/100ft (4.59dB/m)	at 5GHz
	190.0dB/100ft (6.23dB/m)	at 10GHz
	280.0dB/100ft (9.19dB/m)	at 20GHz



- ◆ Specification ----- meet to MIL-C-17/151-00001
- ◆ Continuous working voltage ----- Max. 1000Vrms
- ◆ Operating temperature range ----- -40°C ~ 125°C

Construction

Item	Material	Diameter	Remark
Center conductor	SPCW	0.287mm (0.011inch)	Solid
Dielectric	PTFE	0.94mm (0.037inch)	Solid
Braid	BC	1.19mm (0.047inch)	100% Coverage

BC : Bare Copper Tube

Electrical Data

Item	Specification	Remark
Operating frequency	Max. 20 GHz	
Dielectric resistance	Min. 1000 M Ω , km	at 20°C
Test voltage	2000Vrms	1 min
Velocity of propagation	Nom. 69.5 %	
Capacitance	Max. 32 pF/ft	
Characteristic impedance	50 \pm 2 Ω	
Approx. weight	5.7 kg/km	
Max. attenuation	28.0dB/100ft (0.92dB/m)	at 500MHz
	40.0dB/100ft (1.31dB/m)	at 1GHz
	70.0dB/100ft (2.30dB/m)	at 3GHz
	90.0dB/100ft (2.95dB/m)	at 5GHz
	130.0dB/100ft (4.27dB/m)	at 10GHz
	190.0dB/100ft (6.23dB/m)	at 20GHz



- ◆ Specification ----- meet to MIL-C-17/151-00002
- ◆ Continuous working voltage ----- Max. 1000Vrms
- ◆ Operating temperature range ----- -40°C ~ 125°C

Construction

Item	Material	Diameter	Remark
Center conductor	SPCW	0.287mm (0.011inch)	Solid
Dielectric	PTFE	0.94mm (0.037inch)	Solid
Braid	TC	1.19mm (0.047inch)	100% Coverage

TC : Tin Plated Copper Tube

Electrical Data

Item	Specification	Remark
Operating frequency	Max. 20 GHz	
Dielectric resistance	Min. 1000 M Ω .km	at 20°C
Test voltage	2000Vrms	1 min
Velocity of propagation	Nom. 69.5 %	
Capacitance	Max. 32 pF/ft	
Characteristic impedance	50 \pm 2 Ω	
Approx. weight	5.7 kg/km	
Max. attenuation	28.0dB/100ft (0.92dB/m)	at 500MHz
	40.0dB/100ft (1.31dB/m)	at 1GHz
	70.0dB/100ft (2.30dB/m)	at 3GHz
	90.0dB/100ft (2.95dB/m)	at 5GHz
	130.0dB/100ft (4.27dB/m)	at 10GHz
	190.0dB/100ft (6.23dB/m)	at 20GHz



- ◆ Specification ----- meet to MIL-C-17
- ◆ Continuous working voltage ----- Max. 1200Vrms
- ◆ Operating temperature range ----- -40°C ~ 125°C

Construction

Item	Material	Diameter	Remark
Center conductor	SPCW	0.38mm (0.015inch)	Solid
Dielectric	PTFE	1.22mm (0.048inch)	Solid (Black)
Braid	TC	1.52mm (0.060inch)	100% Coverage

TC : Tin Plated Copper Tube

Electrical Data

Item	Specification	Remark
Operating frequency	Max. 20 GHz	
Dielectric resistance	Min. 1000 M Ω .km	at 20°C
Test voltage	2300Vrms	1 min
Velocity of propagation	Nom. 69.5 %	
Capacitance	Max. 32 pF/ft	
Characteristic impedance	50 \pm 2 Ω	
Approx. weight	9.7 kg/km	
Max. attenuation	23.0dB/100ft (0.74dB/m)	at 500MHz
	31.0dB/100ft (1.02dB/m)	at 1GHz
	75.0dB/100ft (2.46dB/m)	at 5GHz
	107.0dB/100ft (3.51dB/m)	at 10GHz
	165.0dB/100ft (5.42dB/m)	at 20GHz



- ◆ Specification ----- meet to MIL-C-17
- ◆ Continuous working voltage ----- Max. 1200Vrms
- ◆ Operating temperature range ----- -40°C ~ 125°C

Construction

Item	Material	Diameter	Remark
Center conductor	SPC	0.70mm (0.027inch)	Solid
Dielectric	PTFE	1.22mm (0.048inch)	Solid
Braid	TC	1.52mm (0.060inch)	100% Coverage

TC : Tin Plated Copper Tube

Electrical Data

Item	Specification	Remark
Operating frequency	Max. 20 GHz	
Dielectric resistance	Min. 1000 M Ω .km	at 20°C
Test voltage	2300Vrms	1 min
Velocity of propagation	Nom. 69.5 %	
Capacitance	Max. 32 pF/ft	
Characteristic impedance	25 \pm 2 Ω	
Approx. weight	11.5 kg/km	
Max. attenuation	30.0dB/100ft (0.98dB/m)	at 500MHz
	43.0dB/100ft (1.41dB/m)	at 1GHz
	100.0dB/100ft (3.29dB/m)	at 5GHz
	146.0dB/100ft (4.79dB/m)	at 10GHz
	215.0dB/100ft (7.06dB/m)	at 20GHz



- ◆ Specification ----- meet to MIL-C-17/133-RG405
- ◆ Continuous working voltage ----- Max. 1500Vrms
- ◆ Operating temperature range ----- -40°C ~ 125°C

Construction

Item	Material	Diameter	Remark
Center conductor	SPCW	0.511mm (0.02inch)	Solid
Dielectric	PTFE	1.68mm (0.066inch)	Solid
Braid	BC	2.20mm (0.087inch)	100% Coverage

BC : Bare Copper Tube

Electrical Data

Item	Specification	Remark
Operating frequency	Max. 20 GHz	
Dielectric resistance	Min. 1000 M Ω .km	at 20°C
Test voltage	5000Vrms	1 min
Velocity of propagation	Nom. 69.5 %	
Capacitance	Max. 32 pF/ft	
Characteristic impedance	50 \pm 2 Ω	
Approx. weight	20.2 kg/km	
Max. attenuation	15.0dB/100ft (0.49dB/m)	at 500MHz
	22.0dB/100ft (0.72dB/m)	at 1GHz
	50.0dB/100ft (1.64dB/m)	at 5GHz
	80.0dB/100ft (2.62dB/m)	at 10GHz
	130.0dB/100ft (4.27dB/m)	at 20GHz



- ◆ Specification ----- meet to MIL-C-17/133-00001
- ◆ Continuous working voltage ----- Max. 1500Vrms
- ◆ Operating temperature range ----- -40°C ~ 125°C

Construction

Item	Material	Diameter	Remark
Center conductor	SPCW	0.511mm (0.02inch)	Solid
Dielectric	PTFE	1.68mm (0.066inch)	Solid
Braid	TC	2.20mm (0.087inch)	100% Coverage

TC : Tin Plated Copper Tube

Electrical Data

Item	Specification	Remark
Operating frequency	Max. 20 GHz	
Dielectric resistance	Min. 1000 M Ω .km	at 20°C
Test voltage	5000Vrms	1 min
Velocity of propagation	Nom. 69.5 %	
Capacitance	Max. 32 pF/ft	
Characteristic impedance	50 \pm 2 Ω	
Approx. weight	20.2 kg/km	
Max. attenuation	15.0dB/100ft (0.49dB/m)	at 500MHz
	22.0dB/100ft (0.72dB/m)	at 1GHz
	50.0dB/100ft (1.64dB/m)	at 5GHz
	80.0dB/100ft (2.62dB/m)	at 10GHz
	130.0dB/100ft (4.27dB/m)	at 20GHz



- ◆ Specification ----- meet to MIL-C-17/133-00013
- ◆ Continuous working voltage ----- Max. 1500Vrms
- ◆ Operating temperature range ----- -40°C ~ 125°C

Construction

Item	Material	Diameter	Remark
Center conductor	SPCW	0.511mm (0.02inch)	Solid
Dielectric	PTFE	1.68mm (0.066inch)	Solid
Braid	TA	2.20mm (0.087inch)	100% Coverage

TA : Tin Plated Aluminum Tube

Electrical Data

Item	Specification	Remark
Operating frequency	Max. 20 GHz	
Dielectric resistance	Min. 1000 MΩ.km	at 20°C
Test voltage	5000Vrms	1 min
Velocity of propagation	Nom. 69.5 %	
Capacitance	Max. 32 pF/ft	
Characteristic impedance	50 ± 2 Ω	
Approx. weight	14.9 kg/km	
Max. attenuation	15.0dB/100ft (0.49dB/m)	at 500MHz
	22.0dB/100ft (0.72dB/m)	at 1GHz
	50.0dB/100ft (1.64dB/m)	at 5GHz
	80.0dB/100ft (2.62dB/m)	at 10GHz
	130.0dB/100ft (4.27dB/m)	at 20GHz



- ◆ Specification ----- meet to MIL-C-17/130-RG402
- ◆ Continuous working voltage ----- Max. 1900Vrms
- ◆ Operating temperature range ----- -40°C ~ 125°C

Construction

Item	Material	Diameter	Remark
Center conductor	SPCW	0.92mm (0.036inch)	Solid
Dielectric	PTFE	2.98mm (0.117inch)	Solid
Braid	BC	3.58mm (0.141inch)	100% Coverage

BC : Bare Copper Tube

Electrical Data

Item	Specification	Remark
Operating frequency	Max. 20 GHz	
Dielectric resistance	Min. 1000 M Ω .km	at 20°C
Test voltage	5000Vrms	1 min
Velocity of propagation	Nom. 69.5 %	
Capacitance	Max. 29.9 pF/ft	
Characteristic impedance	50 \pm 2 Ω	
Approx. weight	46.7 kg/km	
Max. attenuation	8.0dB/100ft (0.26dB/m)	at 500MHz
	12.0dB/100ft (0.39dB/m)	at 1GHz
	21.0dB/100ft (0.69dB/m)	at 3GHz
	29.0dB/100ft (0.95dB/m)	at 5GHz
	45.0dB/100ft (1.48dB/m)	at 10GHz
	70.0dB/100ft (2.30dB/m)	at 20GHz



- ◆ Specification ----- meet to MIL-C-17/130-00005
- ◆ Continuous working voltage ----- Max. 1900Vrms
- ◆ Operating temperature range ----- -40°C ~ 125°C

Construction

Item	Material	Diameter	Remark
Center conductor	SPCW	0.92mm (0.036inch)	Solid
Dielectric	PTFE	2.98mm (0.117inch)	Solid
Braid	TC	3.58mm (0.141inch)	100% Coverage

TC : Tin Plated Copper Tube

Electrical Data

Item	Specification	Remark
Operating frequency	Max. 20 GHz	
Dielectric resistance	Min. 1000 M Ω .km	at 20°C
Test voltage	5000Vrms	1 min
Velocity of propagation	Nom. 69.5 %	
Capacitance	Max. 29.9 pF/ft	
Characteristic impedance	50 \pm 2 Ω	
Approx. weight	46.7 kg/km	
Max. attenuation	8.0dB/100ft (0.26dB/m)	at 500MHz
	12.0dB/100ft (0.39dB/m)	at 1GHz
	21.0dB/100ft (0.69dB/m)	at 3GHz
	29.0dB/100ft (0.95dB/m)	at 5GHz
	45.0dB/100ft (1.48dB/m)	at 10GHz
	70.0dB/100ft (2.30dB/m)	at 20GHz



- ◆ Specification ----- meet to MIL-C-17/130-00009
- ◆ Continuous working voltage ----- Max. 1900Vrms
- ◆ Operating temperature range ----- -40°C ~ 125°C

Construction

Item	Material	Diameter	Remark
Center conductor	SPCW	0.92mm (0.036inch)	Solid
Dielectric	PTFE	2.98mm (0.117inch)	Solid
Braid	TA	3.58mm (0.141inch)	100% Coverage

TA : Tin Plated Aluminum Tube

Electrical Data

Item	Specification	Remark
Operating frequency	Max. 20 GHz	
Dielectric resistance	Min. 1000 M Ω .km	at 20°C
Test voltage	5000Vrms	1 min
Velocity of propagation	Nom. 69.5 %	
Capacitance	Max. 29.9 pF/ft	
Characteristic impedance	50 \pm 2 Ω	
Approx. weight	30.6 kg/km	
Max. attenuation	8.0dB/100ft (0.26dB/m)	at 500MHz
	12.0dB/100ft (0.39dB/m)	at 1GHz
	21.0dB/100ft (0.69dB/m)	at 3GHz
	29.0dB/100ft (0.95dB/m)	at 5GHz
	45.0dB/100ft (1.48dB/m)	at 10GHz
	70.0dB/100ft (2.30dB/m)	at 20GHz



- ◆ Specification ----- meet to MIL-C-17/129-RG401
- ◆ Continuous working voltage ----- Max. 3000Vrms
- ◆ Operating temperature range ----- -40°C ~ 125°C

Construction

Item	Material	Diameter	Remark
Center conductor	SPC	1.628mm (0.064inch)	Solid
Dielectric	PTFE	5.31mm (0.209inch)	Solid
Braid	BC	6.35mm (0.250inch)	100% Coverage

BC : Bare Copper Tube

Electrical Data

Item	Specification	Remark
Operating frequency	Max. 18 GHz	
Dielectric resistance	Min. 1000 M Ω .km	at 20°C
Test voltage	7500Vrms	1 min
Velocity of propagation	Nom. 69.5 %	
Capacitance	Max. 29.6 pF/ft	
Characteristic impedance	50 \pm 2 Ω	
Approx. weight	147.0 kg/km	
Max. attenuation	4.5dB/100ft (0.15dB/m)	at 400MHz
	7.5dB/100ft (0.25dB/m)	at 1GHz
	11.0dB/100ft (0.36dB/m)	at 3GHz
	33.0dB/100ft (1.08dB/m)	at 10GHz
	48.0dB/100ft (1.57dB/m)	at 18GHz



- ◆ Specification ----- meet to MIL-C-17/129-00001
- ◆ Continuous working voltage ----- Max. 3000Vrms
- ◆ Operating temperature range ----- -40°C ~ 125°C

Construction

Item	Material	Diameter	Remark
Center conductor	SPC	1.628mm (0.064inch)	Solid
Dielectric	PTFE	5.31mm (0.209inch)	Solid
Braid	TC	6.35mm (0.250inch)	100% Coverage

TC : Tin Plated Copper Tube

Electrical Data

Item	Specification	Remark
Operating frequency	Max. 18 GHz	
Dielectric resistance	Min. 1000 M Ω .km	at 20°C
Test voltage	7500Vrms	1 min
Velocity of propagation	Nom. 69.5 %	
Capacitance	Max. 29.6 pF/ft	
Characteristic impedance	50 \pm 2 Ω	
Approx. weight	147.0 kg/km	
Max. attenuation	4.5dB/100ft (0.15dB/m)	at 400MHz
	7.5dB/100ft (0.25dB/m)	at 1GHz
	11.0dB/100ft (0.36dB/m)	at 3GHz
	33.0dB/100ft (1.08dB/m)	at 10GHz
	48.0dB/100ft (1.57dB/m)	at 18GHz



- ◆ Specification ----- meet to MIL-C-17/129
- ◆ Continuous working voltage ----- Max. 3000Vrms
- ◆ Operating temperature range ----- -40°C ~ 125°C

Construction

Item	Material	Diameter	Remark
Center conductor	SPC	1.628mm (0.064inch)	Solid
Dielectric	PTFE	5.31mm (0.209inch)	Solid
Braid	TA	6.35mm (0.250inch)	100% Coverage

TA : Tin Plated Aluminum Tube

Electrical Data

Item	Specification	Remark
Operating frequency	Max. 18 GHz	
Dielectric resistance	Min. 1000 M Ω .km	at 20°C
Test voltage	7500Vrms	1 min
Velocity of propagation	Nom. 69.5 %	
Capacitance	Max. 29.6 pF/ft	
Characteristic impedance	50 \pm 2 Ω	
Approx. weight	88.5 kg/km	
Max. attenuation	4.5dB/100ft (0.15dB/m)	at 400MHz
	7.5dB/100ft (0.25dB/m)	at 1GHz
	11.0dB/100ft (0.36dB/m)	at 3GHz
	33.0dB/100ft (1.08dB/m)	at 10GHz
	48.0dB/100ft (1.57dB/m)	at 18GHz